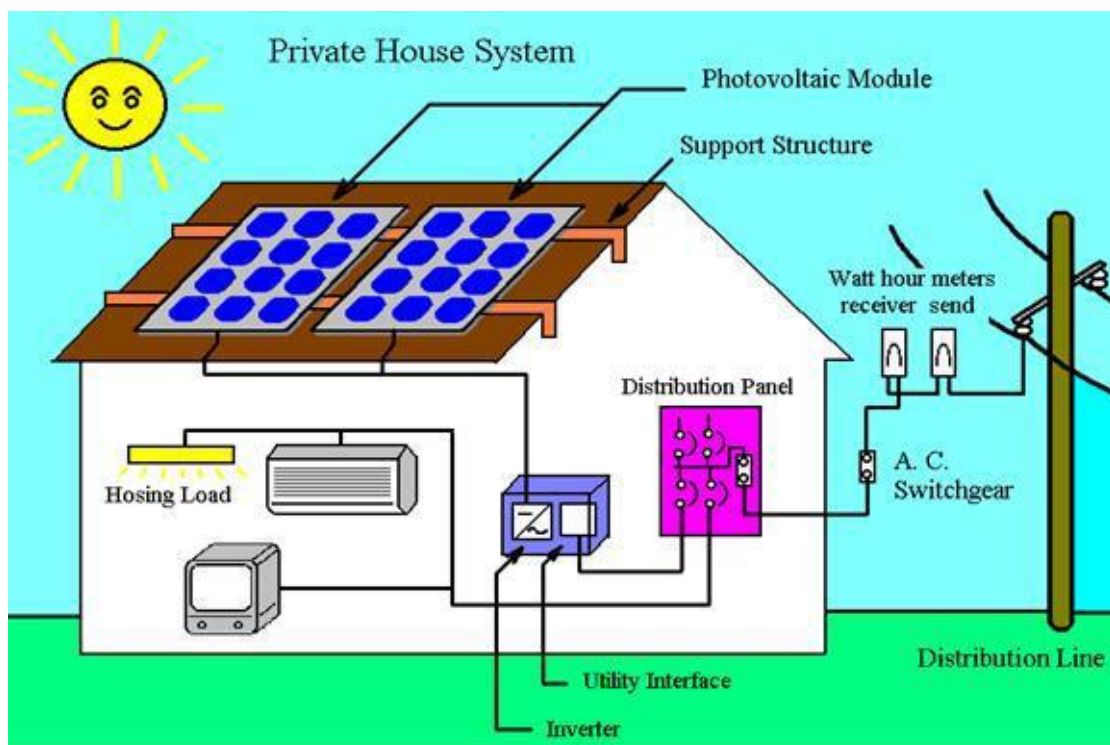


PV Grid-tied 4~5KWp Power System

Standardized Configuration Scheme



Drafted by: Bruce Fan

Job Title: Director

Dept.: PV System Support Dept.;








Email: bruce.fan@tide-solar.com;




Date: 2022.06.18

Web: www.tide-solar.com

4.51KWp 并网光伏发电系统的评估 (使用单晶硅组件)
The Estimation of A 4.51KWp Grid-tied PV Power System
w/i Mono-crystalline Solar Module

(1) 系统配置一览表 (Table of System Standard Components):

Item	Description	Qty.	Picture of Item
PV Module	TD-410MC-108HC, mono-crystalline, 410watt w/i MC4 connectors and leading PV cables;	11 Pcs.	
PV Rack	PV panel mounting bracket on sloping roof	1 Set	
	Hook		
	Guiding Rail		
MC4 Connector	Rated voltage: 1500V DC (IEC) /800V DC(UL); Rated current: 30A; Ambient Temp.: -40~85℃; (IEC) Protection Grade: IP67; Male /Female;	3 Pairs	
DC Extension Cable	MC4 solarline 2 (latching) extender cable of 2.5mm ² , 15m length, male /female, 2Pcs. × 15.0m /Pcs.;	2 Pcs.	
PV-side Disconnecter Box	With DC circuit breaker, DC Surge Protection Device and DC Rated Fuses; Waterproof Grade: IP65	1 Pcs.	



DC Cable from Disconnect Box to Inverter	BV/BVR1*4mm ² ,2*10m length; plus one pair of MC4 Connector;	1 Set.	
PV Grid-tied Inverter	MG4.6KTL	1 Pcs.	
AC Grid-tied Box	single-phase grid connection	1 Pcs.	
合计价格 Grand-total Price			








Remarks:

- ① The PV panel of this system, if being fixed on your rooftop, could occupied an area of about 22m².
- ② To pursue a high-efficiency of this power generation system, when in installation, please pay attention to keeping the consistency of all PV module' level & orientation, so that to avoid a mismatch of the PV modules.
- ③ With high-quality and efficiency of our components, you could only positively expected an average annual output of solar electricity to be at a quite high level; If you use unqualified components, it may let you down.
- ④ For the confirmation of ordering PV mounting rack and accessories, you need to have a further discussion with our salesman to clear necessary information.

4.92KWp 并网光伏发电系统的评估 (使用单晶硅组件)
The Estimation of A 4.92KWp Grid-tied PV Power System
w/i Mono-crystalline Solar Module

(1) 系统配置一览表 (Table of System Standard Components):

Item	Description	Qty.	Picture of Item
PV Module	TD-410MC-108HC, mono-crystalline, 410watt w/i MC4 connectors and leading PV cables;	12 Pcs.	
PV Rack	PV panel mounting bracket on sloping roof	1 Set	

	Hook		
	Guiding Rail		
MC4 Connector	Rated voltage: 1500V DC (IEC) /800V DC(UL); Rated current: 30A; Ambient Temp.: -40~85℃; (IEC) Protection Grade: IP67; Male /Female;	3 Pairs	
DC Extension Cable	MC4 solarline 2 (latching) extender cable of 2.5mm ² , 15m length, male /female, 2Pcs. × 15.0m /Pcs.;	2 Pcs.	
PV-side Disconnecter Box	With DC circuit breaker, DC Surge Protection Device and DC Rated Fuses; Waterproof Grade: IP65	1 Pcs.	
DC Cable from Disconnecter Box to Inverter	BV/BVR1*4mm ² ,2*10m length; plus one pair of MC4 Connector;	1 Set	
PV Grid-tied Inverter	MG5KTL	1 Pcs.	
AC Grid-tied Box	single-phase grid connection	1 Pcs.	
合计价格 Grand-total Price			


Remarks:

- ① The PV panel of this system, if being fixed on your rooftop, could occupied an area of about 24m².
- ② To pursue a high-efficiency of this power generation system, when in installation, please pay attention to keeping the consistency of all PV module' level &orientation, so that to avoid a mismatch of the PV modules.

- ③ With high-quality and efficiency of our components, you could only positively expected an average annual output of solar electricity to be at a quite high level; If you use unqualified components, it may let you down.
- ④ For the confirmation of ordering PV mounting rack and accessories, you need to have a further discussion with our salesman to clear necessary information.

以上各设计系统中拟使用的系统主要部件的参数一览表
List of Parameters for Main Components in the Above System Designed

拟用太阳能电池组件的参数 (Parameters of Proposed PV Module):



108 CELL
MONOCRYSTALLINE MODULE
390W-410W
POWER OUTPUT RANGE
20.97%
MAXIMUM EFFICIENCY
0 to +3%
POSITIVE POWER TOLERANCE
LINEAR PERFORMANCE
WARRANTY
15 Year Product Warranty
30 Year Linear Power Warranty

HALF CELL

390W-410W

108 CELL
MONOCRYSTALLINE MODULE
390W-410W
POWER OUTPUT RANGE
20.97%
MAXIMUM EFFICIENCY
0 to +3%
POSITIVE POWER TOLERANCE
15 YEAR PRODUCT WARRANTY
30 YEAR LINEAR POWER WARRANTY

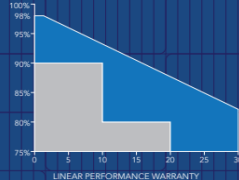
Main Characteristics

- Mismatch loss reduction for maximum efficiency
- Reduced power loss by minimizing the effect of shadow shading
- Competitive low light performance
- Two EL tests to ensure the best quality
- BOS's reduced and increased ROI is ideal for commercial and industrial scale projects
- Proven reliability through PVEL's rigorous weatherproofing tests:
 - Dust, acid and alkali resistance, hail test
 - 2400pa wind pressure and 5400pa snow pressure
 - Anti PID

M3 Series

Tide solar redefines the high efficiency module range by combining 182mm cells with PERC and half cell technology.

The combination of innovative technology has effectively improved module efficiency and power output.



100%
95%
90%
85%
80%
75%
0 5 10 15 20 25 30
LINEAR PERFORMANCE WARRANTY

Structural Characteristics

Module Size	1724x1134x30mm
Weight	21kg
Battery	single crystal PERC182x91mm (108pieces)
Glass	3.2mm tempered coated glass, low iron
Frame	anodized aluminum alloy
Junction Box	IP68, 3 diodes
Output Lead	4.0mm 2250mm(+) / 350mm(-) or customized
Mechanical Load	front 5400pa / back 2400pa

Packing Method

Module Size	1724x1134x30mm
Container	40' HQ
Quantity Per Pallet	36
Number Of Pallets Per Container	26
Quantity Per Container	936

Electrical Characteristics

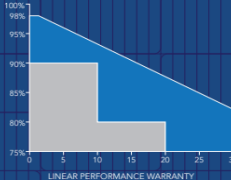
Component Model	TD-390MC-108HC	TD-395MC-108HC	TD-400MC-108HC	TD-405MC-108HC	TD-410MC-108HC
Maximum Power (PMP)	390	395	400	405	410
Open Circuit Voltage (VOC)	36.9	37.01	37.12	37.22	37.32
Short Circuit Current (ISC)	13.4	13.5	13.6	13.7	13.8
Maximum Power Voltage (VMP)	30.59	30.69	30.81	30.93	31.05
Maximum Power Current (IMP)	12.78	12.88	12.99	13.10	13.20
Component Efficiency (%)	19.95	20.20	20.46	20.72	20.97
Power Tolerance	(0, +3%)				
Maximum System Voltage	1500V DC				
Maximum Rated Fuse Current	25 A				

STC: Irradiance 1000 W/m² module temperature 25 °C AM=1.5

Temperature Characteristics

Maximum Power Temperature Coefficient	-0.35 % / °C
Temperature Coefficient Of Open Circuit Voltage	-0.27 % / °C
Temperature Coefficient Of Short Circuit Current	+0.05 % / °C
Working Temperature	-40 ~ +85 °C
Nominal Operating Cell Temperature (NOCT)	45 ± 2 °C

DIMENSIONS OF PV MODULE



1134
30
1724
Drain Hole 8-ø4
6-ø211.1
Mounting Hole
Grounding Hole 2-ø6.3
Grounding Identification

拟用光伏汇流箱的参数 (Parameters of PV Sting DC Combiner Box):

Product Advantages:

- High Reliability
 - With DC FUSE;
 - With DC Surge Protection Device;
 - With DC circuit breaker or DC load isolation switch;
- Strong Adaptability
 - IP65 design, waterproof, anti dust and anti ultraviolet;
 - Strict test for high and low temperature, used widely;
 - The simple installation,the simplified system wiring;
 - the convenient wiring;
 - The box body is made of cold rolled steel and other metal materials;



TECHNICAL PARAMETERS

Name	SHLX-PV1/1	
Electric parameter		
System maximum dc voltage	550	1000
Maximum input current for each string	15A	
Maximum input strings	1	
Maximum output switch current	16A/20A	
Number of inverter MPPT	1	
Number of Output strings	1	
Lightning protection		
Category of test	II grade protection	
Nominal discharge current	20kA	
Maximum discharge current	40kA	
Voltage protection level	2.8kV	3.8kV
Maximum continuous operating voltage Uc	630V	1050V
Poles	2P	3P
Structure characteristic	Plug-push module	
System		
Protection grade	IP65	
Output switch	DC isolation switch(standard)/DC circuit breaker(optional)	
SMC4 Waterproof Connectors	Standard	
PV dc fuse	Standard	
PV surge protector	Standard	
Monitoring module	Optional	
Preventing diode	Optional	
Box material	PVC	
Installation method	Wall mounting type	
Operating Temperature	-25℃~+55℃	
Elevation of temperature	2km	
Permissible relative humidity	0-95% , no condensation	
Mechanical parameter		
Width×High×Depth	300×260×140	

拟用太阳能并网逆变器的参数 (Parameters of Proposed PV On-grid Inverter):

Model		Single-phase				
Input (DC)	Max. DC voltage (V)	500	600	600	600	600
	Starting voltage (V)	120	120	120	120	120
	MPPT voltage(V)	120-450	125-550	125-550	125-550	125-550
	Operation voltage (V)	210-400	240-500	240-500	250-500	250-500
	MPPT/strings per MPPT	1/2	1/2	1/2	1/2	1/2
	Max. DC power (W)	3300	4000	4600	5000	5500
	Max. input current (A)	15×1	16×1	18×1	20×1	23×1
	Isc PV	16.5	18	20	22	25
	Max inverter backfeed current to the array(A)	0	0	0	0	0
	DC switch	Optional				
Output (AC)	Max output power	3000	3680	4200	4600	5000
	Voltage(V)/ frequency(Hz)	180~270Vac, 50Hz(47~51.5Hz) / 60Hz(57~61.5Hz) VDE0126& AR-N4105, AS4777.2/AS4777.3, CQC, G83-2, G59-3、C10/11、TF3.2.1、PEA				
	Max. AC current (A)	13	16	18.3	20	24
	Maximum output overcurrent protection	22.0	33.5	37.9	40.2	40.2
	Maximum output fault current	40A, 19.5ms		104A, 37.2ms		
	AC inrush current	Less than 10 A		Less than 2 A		
	Power factor	-0.9~+0.9 (adjustable)				
	Harmonic distortion	< 3% (rated power)				
System	Cooling	Natural cooling				
	Maximum efficiency	97.60%	97.60%	97.40%	97.50%	97.50%
	European efficiency	96.50%	96.50%	96.50%	96.50%	96.50%
	MPPT efficiency	99.9%				
	Protection degree	IP65				
	Power consumption	< 1W				
	Isolation mode	Transformerless				
	Protective class	VI				
	Overvoltage category	AC:III,PV:II				
	inverter topology	Non-isolated				
	Pollution degree	3				
	Operation temperature	(-25℃~+60℃) , derate after 45℃				
	Relative humidity	4~100%, Condensation				
	Max. altitude(m)	<2000 (derate if the altitude > 2000)				
	Displaying	LED/ LCD, backlit display				
	System language	English, Chinese, German, Dutch				
	Communication	RS485 (standard); handheld keypad; WiFi (optional)				
	DC terminal	BC03A/ BC03B				
	Noise dB(A)	≤25				
	Installation mode	Wall installation				
Protection	Input overvoltage protection, input overcurrent protection, DC isolation monitoring, DC monitoring, grounding fault current monitoring, grid monitoring, island protection, short circuit protection, overheating protection					